

Hot rolled products of structural steels —

Part 1: General technical delivery conditions

The European Standard EN 10025-1:2004 has the status of a
British Standard

ICS 77.140.10; 77.140.50

National foreword

This British Standard is the official English language version of EN 10025-1:2004. BS EN 10025-1:2004 together with BS EN 10025-2:2004 supersedes BS EN 10025:1993, which is withdrawn.

BS EN 10025-1:2004 together with BS EN 10025-3:2004 and BS EN 10025-4:2004 supersedes BS EN 10113-1:1993, which is withdrawn.

BS EN 10025-1:2004 together with BS EN 10025-3:2004 supersedes BS EN 10113-2:1993, which is withdrawn.

BS EN 10025-1:2004 together with BS EN 10025-4:2004 supersedes BS EN 10113-3:1993, which is withdrawn.

BS EN 10025-1:2004 together with BS EN 10025-6:2004 supersedes BS EN 10137-1:1996, which is withdrawn.

BS EN 10025-1:2004 together with BS EN 10025-6:2004 supersedes BS EN 10137-2:1996, which is withdrawn.

BS EN 10025-1:2004 together with BS EN 10025-5:2004 supersedes BS EN 10155:1993, which is withdrawn.

The UK participation in its preparation was entrusted to Technical Committee ISE/12, Structural steels, which has the responsibility to:

- aid enquirers to understand the text;
- present to the responsible international/European committee any enquiries on the interpretation, or proposals for change, and keep the UK interests informed;
- monitor related international and European developments and promulgate them in the UK.

A list of organizations represented on this committee can be obtained on request to its secretary.

Cross-references

The British Standards which implement international or European publications referred to in this document may be found in the *BSI Catalogue* under the section entitled “International Standards Correspondence Index”, or by using the “Search” facility of the *BSI Electronic Catalogue* or of British Standards Online.

This publication does not purport to include all the necessary provisions of a contract. Users are responsible for its correct application.

Compliance with a British Standard does not of itself confer immunity from legal obligations.

Summary of pages

This document comprises a front cover, an inside front cover, the EN title page, pages 2 to 33 and a back cover.

The BSI copyright notice displayed in this document indicates when the document was last issued.

Amendments issued since publication

Amd. No.	Date	Comments

This British Standard was published under the authority of the Standards Policy and Strategy Committee on 17 November 2004

© BSI 17 November 2004

ISBN 0 580 44778 2

EUROPEAN STANDARD

EN 10025-1

NORME EUROPÉENNE

EUROPÄISCHE NORM

November 2004

ICS 77.140.10; 77.140.50

Supersedes EN 10025:1990, EN 10113-1:1993, EN
10113-2:1993, EN 10113-3:1993, EN 10137-1:1995, EN
10137-2:1995

English version

Hot rolled products of structural steels - Part 1: General technical delivery conditions

Produits laminés à chaud en aciers de construction - Partie
1: Conditions générales techniques de livraison

Warmgewalzte Erzeugnisse aus Baustählen - Teil 1:
Allgemeine technische Lieferbedingungen

This European Standard was approved by CEN on 30 September 2004.

CEN members are bound to comply with the CEN/CENELEC Internal Regulations which stipulate the conditions for giving this European Standard the status of a national standard without any alteration. Up-to-date lists and bibliographical references concerning such national standards may be obtained on application to the Central Secretariat or to any CEN member.

This European Standard exists in three official versions (English, French, German). A version in any other language made by translation under the responsibility of a CEN member into its own language and notified to the Central Secretariat has the same status as the official versions.

CEN members are the national standards bodies of Austria, Belgium, Cyprus, Czech Republic, Denmark, Estonia, Finland, France, Germany, Greece, Hungary, Iceland, Ireland, Italy, Latvia, Lithuania, Luxembourg, Malta, Netherlands, Norway, Poland, Portugal, Slovakia, Slovenia, Spain, Sweden, Switzerland and United Kingdom.



EUROPEAN COMMITTEE FOR STANDARDIZATION
COMITÉ EUROPÉEN DE NORMALISATION
EUROPÄISCHES KOMITEE FÜR NORMUNG

Management Centre: rue de Stassart, 36 B-1050 Brussels

© 2004 CEN All rights of exploitation in any form and by any means reserved
worldwide for CEN national Members.

Ref. No. EN 10025-1:2004: E

Contents

	Page
Foreword.....	4
1 Scope	6
2 Normative references	6
2.1 General standards	6
2.2 Standards on dimensions and tolerances (see 7.7.1)	7
2.3 Standards on testing	8
3 Terms and definitions	8
4 Classification and designation	9
4.1 Classification	9
4.1.1 Main quality classes	9
4.1.2 Grades and qualities	9
4.2 Designation	9
5 Information to be supplied by the purchaser	9
5.1 Mandatory information	9
5.2 Options	9
6 Manufacturing process	10
6.1 Steel making process	10
6.2 Deoxidation or grain size	10
6.3 Delivery conditions	10
7 Requirements	10
7.1 General	10
7.2 Chemical composition	10
7.3 Mechanical properties	10
7.3.1 General	10
7.3.2 Impact properties	11
7.3.3 Improved deformation properties perpendicular to the surface	11
7.4 Technological properties	11
7.4.1 Weldability	11
7.4.2 Formability	11
7.4.3 Suitability for hot-dip zinc-coating	12
7.4.4 Machinability	12
7.5 Surface properties	12
7.6 Internal soundness	12
7.7 Dimensions, tolerances on dimensions and shape, mass	12
8 Inspection	12
8.1 General	12
8.2 Type of inspection and inspection document	12
8.3 Frequency of testing	13
8.3.1 Sampling	13
8.3.2 Test units	13
8.3.3 Verification of chemical composition	13
8.4 Tests to be carried out for specific inspection	13
9 Preparation of samples and test pieces	13
9.1 Selection and preparation of samples for chemical analysis	13
9.2 Location and orientation of samples and test pieces for mechanical tests	13

9.2.1	General	13
9.2.2	Preparation of samples	13
9.2.3	Preparation of test pieces	14
9.3	Identification of samples and test pieces	14
10	Test methods	15
10.1	Chemical analysis	15
10.2	Mechanical tests	15
10.2.1	Tensile tests	15
10.2.2	Impact tests	15
10.3	Ultrasonic testing	15
10.4	Retests	16
11	Marking, labelling, packaging	16
12	Complaints	16
13	Options (see 5.2)	16
14	Evaluation of conformity	17
Annex A (normative) Location of samples and test pieces		18
Annex B (normative) Evaluation of conformity		21
B.1	General	21
B.2	Initial type testing by the manufacturer	21
B.2.1	General	21
B.2.2	Intensive routine testing	22
B.2.3	Supplementary testing	22
B.2.4	Documentation	23
B.3	Testing of samples taken at the factory by the manufacturer	23
B.4	Factory production control (FPC)	24
B.4.1	General	24
B.4.2	Equipment	24
B.4.3	Raw materials	24
B.4.4	Product testing and evaluation	24
B.4.5	Non-conforming products	24
Annex C (informative) List of national standards which correspond with EURONORMS referenced		25
Annex ZA (informative) Clauses of this European Standard addressing the provisions of the EU Construction Products Directive		26
ZA.1	Scope and relevant characteristics	26
ZA.2	Procedure(s) for the attestation of conformity of hot rolled structural steel products	27
ZA.2.1	Systems of attestation of conformity	27
ZA.2.2	EC certificate and declaration of conformity	28
ZA.3	CE marking and labelling	29
Bibliography		32

Foreword

This document (EN 10025-1:2004) has been prepared by Technical Committee ECISS/TC 10 "Structural steels - Grades and qualities", the secretariat of which is held by NEN.

This European Standard shall be given the status of a national standard, either by publication of an identical text or by endorsement, at the latest by May 2005, and conflicting national standards shall be withdrawn at the latest by August 2006.

This document with the Parts 2 to 6 supersedes the following documents:

EN 10025:1990 + A1:1993, *Hot rolled products of non-alloy structural steels - Technical delivery conditions.*

EN 10113-1:1993, *Hot rolled products in weldable fine grain structural steels - Part 1: General delivery conditions.*

EN 10113-2:1993, *Hot rolled products in weldable fine grain structural steels - Part 2: Delivery conditions for normalized/normalized rolled steels.*

EN 10113-3:1993, *Hot rolled products in weldable fine grain structural steels - Part 3: Delivery conditions for thermomechanical rolled steels.*

EN 10137-1:1995, *Plates and wide flats made of high yield strength structural steels in the quenched and tempered or precipitation hardened condition - Part 1: General delivery conditions.*

EN 10137-2:1995, *Plates and wide flats made of high yield strength structural steels in the quenched and tempered or precipitation hardened condition - Part 2: Delivery conditions for quenched and tempered steels.*

EN 10155:1993, *Structural steels with improved atmospheric corrosion resistance - Technical delivery conditions.*

With resolution Nr. 2/1999 ECISS/TC 10 decided to withdraw EN 10137-3:1995 "Plates and wide flats made of high yield strength structural steels in the quenched and tempered or precipitation hardened condition - Part 3: Delivery conditions for precipitation hardened steels".

The specific requirements for structural steels are given in the following Parts:

Part 2: Technical delivery conditions for non-alloy structural steels

Part 3: Technical delivery conditions for normalized/normalized rolled weldable fine grain structural steels

Part 4: Technical delivery conditions for thermomechanical rolled weldable fine grain structural steels

Part 5: Technical delivery conditions for structural steels with improved atmospheric corrosion resistance

Part 6: Technical delivery conditions for flat products of high yield strength structural steels in the quenched and tempered condition

This document has been prepared under a mandate given to CEN by the European Commission and the European Free Trade Association, and supports essential requirements of the EU Construction Products Directive (89/106/EEC).

For relationship with EU Construction Products Directive (89/106/EEC), see informative Annex ZA, which is an integral part of this document.

According to the CEN/CENELEC Internal Regulations, the national standards organizations of the following countries are bound to implement this European Standard: Austria, Belgium, Cyprus, Czech Republic, Denmark, Estonia, Finland, France, Germany, Greece, Hungary, Iceland, Ireland, Italy, Latvia, Lithuania, Luxembourg, Malta, Netherlands, Norway, Poland, Portugal, Slovakia, Slovenia, Spain, Sweden, Switzerland and the United Kingdom.

1 Scope

1.1 This document specifies requirements for flat and long products (see Clause 3) of hot rolled structural steels excluding structural hollow sections and tubes. Part 1 of this document specifies the general delivery conditions.

The specific requirements for structural steels are given in the following Parts:

Part 2: Technical delivery conditions for non-alloy structural steels

Part 3: Technical delivery conditions for normalized/normalized rolled weldable fine grain structural steels

Part 4: Technical delivery conditions for thermomechanical rolled weldable fine grain structural steels

Part 5: Technical delivery conditions for structural steels with improved atmospheric corrosion resistance

Part 6: Technical delivery conditions for flat products of high yield strength structural steels in the quenched and tempered condition

The steels specified in this document are intended for use in welded, bolted and riveted structures.

1.2 This document does not apply to coated products or to steel products for general structural applications in accordance with the standards and draft standards listed in the Bibliography.

2 Normative references

The following referenced documents are indispensable for the application of this document. For dated references, only the edition cited applies. For undated references, the latest edition of the referenced document (including any amendments) applies.

2.1 General standards

EN 10020:2000, *Definition and classification of grades of steel.*

EN 10021:1993, *General technical delivery requirements for steel and iron products.*

EN 10025-2:2004, *Hot rolled products of structural steels - Part 2: Technical delivery conditions for non-alloy structural steels.*

EN 10025-3:2004, *Hot rolled products of structural steels - Part 3: Technical delivery conditions for normalized/normalized rolled weldable fine grain structural steels.*

EN 10025-4:2004, *Hot rolled products of structural steels - Part 4: Technical delivery conditions for thermomechanical rolled weldable fine grain structural steels.*

EN 10025-5:2004, *Hot rolled products of structural steels - Part 5: Technical delivery conditions for structural steels with improved atmospheric corrosion resistance.*

EN 10025-6:2004, *Hot rolled products of structural steels - Part 6: Technical delivery conditions for flat products of high yield strength structural steels in the quenched and tempered condition.*

EN 10027-1, *Designation systems for steels - Part 1: Steel names, principal symbols.*

EN 10027-2, *Designation systems for steels - Part 2: Numerical system.*

EN 10052:1993, *Vocabulary of heat treatment terms for ferrous products.*

EN 10079:1992, *Definitions of steel products.*

EN 10164, *Steel products with improved deformation properties perpendicular to the surface of the product - Technical delivery conditions.*

EN 10168, *Steel products - Inspection documents – List of information and description.*

EN 10204, *Metallic products - Types of inspection documents.*

CR 10260, *Designation systems for steel - Additional symbols.*

EN ISO 9001, *Quality management systems – Requirements (ISO 9001:2000).*

2.2 Standards on dimensions and tolerances (see 7.7.1)

EN 10017, *Steel rod for drawing and/or cold rolling - Dimensions and tolerances.*

EN 10024, *Hot rolled taper flange I sections - Tolerances on shape and dimensions.*

EN 10029, *Hot rolled steel plates 3 mm thick or above - Tolerances on dimensions, shape and mass.*

EN 10034, *Structural steel I and H sections - Tolerances on shape and dimensions.*

EN 10048, *Hot rolled narrow steel strip - Tolerances on dimensions and shape.*

EN 10051, *Continuously hot-rolled uncoated plate, sheet and strip of non-alloy and alloy steels - Tolerances on dimensions and shape.*

EN 10055, *Hot-rolled steel equal flange tees with radiused root and toes - Dimensions and tolerances on shape and dimensions.*

EN 10056-1, *Structural steel equal and unequal leg angles - Part 1: Dimensions.*

EN 10056-2, *Structural steel equal and unequal leg angles - Part 2: Tolerances on shape and dimensions.*

EN 10058, *Hot rolled flat steel bars for general purposes - Dimensions and tolerances on shape and dimensions.*

EN 10059, *Hot rolled square steel bars for general purposes - Dimensions and tolerances on shape and dimensions.*

EN 10060, *Hot rolled round steel bars for general purposes - Dimensions and tolerances on shape and dimensions.*

EN 10061, *Hot rolled hexagon steel bars for general purposes - Dimensions and tolerances on shape and dimensions.*

EN 10067, *Hot rolled bulb flats - Dimensions and tolerances on shape, dimensions and mass.*

EN 10162, *Cold rolled steel sections - Technical delivery conditions - Dimensional and cross-sectional tolerances.*

EN 10279, *Hot rolled steel channels - Tolerances on shape, dimensions and mass.*

2.3 Standards on testing

EN 10002-1:2001, *Metallic materials - Tensile testing - Part 1: Method of test at ambient temperature.*

EN 10045-1, *Metallic materials - Charpy impact test - Part 1: Test method.*

EN 10160, *Ultrasonic testing of steel flat product of thickness equal to or greater than 6 mm (reflection method).*

EN 10306, *Iron and steel - Ultrasonic testing of H beams with parallel flanges and IPE beams.*

EN 10308, *Non destructive testing - Ultrasonic testing of steel bars.*

CR 10261, *ECISS Information Circular 11 - Iron and steel - Review of available methods of chemical analysis.*

EN ISO 377, *Steel and steel products - Location and preparation of samples and test pieces for mechanical testing (ISO 377:1997).*

EN ISO 643, *Steels – Micrographic determination of the apparent grain size (ISO 643:2003).*

EN ISO 2566-1, *Steel - Conversion of elongation values - Part 1: Carbon and low alloy steels (ISO 2566-1:1984).*

EN ISO 14284, *Steel and iron - Sampling and preparation of samples for the determination of chemical composition (ISO 14284:1996).*

EN ISO 17642-1, *Destructive tests on welds in metallic materials - Cold cracking tests for weldments - Arc welding processes - Part 1: General (ISO 17642-1:2004).*

EN ISO 17642-2, *Destructive tests on welds in metallic materials - Cold cracking tests for weldments - Arc welding processes - Part 2: Self-restraint tests (ISO 17642-2:2004).*

EN ISO 17642-3, *Destructive tests on welds in metallic materials - Cold cracking tests for weldments - Arc welding processes - Part 3: Externally loaded tests (ISO 17642-3:2004).*

3 Terms and definitions

For the purposes of this document, the terms and definitions given in:

- EN 10020:2000 for classification of grades of steel;
- EN 10021:1993 for general technical delivery requirements;
- EN 10052:1993 for heat treatment terms;
- EN 10079:1992 for products forms

and EN 10025-2:2004 to EN 10025-6:2004 for other definitions apply.

4 Classification and designation

4.1 Classification

4.1.1 Main quality classes

The classification of main quality classes of steel grades in accordance with EN 10020:2000 is given in EN 10025-2 to EN 10025-6.

4.1.2 Grades and qualities

The steels for flat and long products specified in EN 10025-2 to EN 10025-6 are subdivided in grades on the basis of the minimum specified yield strength at ambient temperature.

The steel grades may be supplied in qualities which are specified in EN 10025-2 to EN 10025-6.

4.2 Designation

For the steel grades covered by this document the steel names shall be allocated in accordance with EN 10027-1 and CR 10260; the steel numbers shall be allocated in accordance with EN 10027-2.

5 Information to be supplied by the purchaser

5.1 Mandatory information

The following information shall be obtained by the manufacturer at the time of the order:

- a) quantity to be delivered;
- b) product form;
- c) number of the relevant part of this document;
- d) steel name or the steel number (see EN 10025-2 to EN 10025-6);
- e) nominal dimensions and tolerances on dimensions and shape (see 7.7.1);
- f) all required options (see 5.2);
- g) additional requirements of inspection and testing and inspection documents as specified in EN 10025-2 to EN 10025-6.

NOTE The regulated characteristics would be declared in accordance with Annex ZA.

5.2 Options

A number of options are specified in Clause 13. In EN 10025-2 to EN 10025-6 options are specified which are specific for those parts. In the event that the purchaser does not indicate his wish to implement any of these options, the supplier shall supply in accordance with the basic specification.

6 Manufacturing process

6.1 Steel making process

The steel making process is at the discretion of the manufacturer with the exclusion of the open hearth (Siemens-Martin) process. If specified at the time of the order the steel making process of the relevant steel grade shall be reported to the purchaser.

See option 1.

6.2 Deoxidation or grain size

The method of deoxidation or the required grain size shall be as given in EN 10025-2 to EN 10025-6.

6.3 Delivery conditions

The delivery conditions shall be as given in EN 10025-2 to EN 10025-6.

7 Requirements

7.1 General

The following requirements apply when sampling, preparation of test pieces and testing specified in Clauses 8, 9 and 10 are carried out.

7.2 Chemical composition

7.2.1 The chemical composition determined by ladle analysis shall comply with the values in the relevant Table of EN 10025-2 to EN 10025-6.

7.2.2 The limits applicable for the product analysis are given in the relevant Table of EN 10025-2 to EN 10025-6.

The product analysis shall be carried out when specified at the time of the order.

See option 2.

7.2.3 For determining the carbon equivalent value the following IIW (International Institute for Welding) formula shall be used:

$$CEV = C + \frac{Mn}{6} + \frac{Cr+Mo+V}{5} + \frac{Ni+Cu}{15}$$

The content of the elements in the carbon equivalent value formula shall be reported in the inspection document.

7.3 Mechanical properties

7.3.1 General

7.3.1.1 Under the inspection and testing conditions as specified in Clauses 8, 9 and 10 and in the delivery condition as specified in 6.3 the mechanical properties (tensile strength, yield strength, impact strength and elongation) shall comply with the relevant requirements of EN 10025-2 to EN 10025-6.

NOTE Stress relieving at more than 580 °C or for over 1 h may lead to a deterioration of the mechanical properties of the steel grades as defined in EN 10025-2 to EN 10025-5. For normalized or normalized rolled steel grades with minimum $R_{eH} \geq 460$ MPa¹) the maximum stress relief temperature should be 560 °C.

If the purchaser intends to stress relief the products at higher temperatures or for longer times than mentioned above the minimum values of the mechanical properties after such a treatment should be agreed at the time of the enquiry and order. For the quenched and tempered steel grades of EN 10025-6:2004 the maximum stress-relief temperature should be at least 30 °C below the tempering temperature. As this temperature is normally not known in advance it is recommended that the purchaser if he intends to perform a post weld heat treatment to contact the steel producer.

7.3.1.2 For products ordered and supplied in the normalized or normalized rolled condition the mechanical properties shall comply with the relevant tables for mechanical properties of EN 10025-2 to EN 10025-6 in the normalized or normalized rolled condition as well as after normalizing by heat treatment after delivery.

NOTE Products can be susceptible to a deterioration in mechanical strength if they are subjected to incorrect heat treatment processes at higher temperature such as flame straightening, re-rolling, etc. Products in the +N delivery condition are less sensitive than other delivery conditions, but it is recommended that guidance is sought from the manufacturer if any higher temperature processing is required.

7.3.1.3 The applicable product thickness is specified in EN 10025-2 to EN 10025-6.

7.3.2 Impact properties

7.3.2.1 Using test pieces of width less than 10 mm the minimum values given in EN 10025-2 to EN 10025-6 shall be reduced in direct proportion to the cross-sectional area of the test piece.

Impact tests shall not be required for nominal thickness < 6 mm.

7.3.2.2 The impact properties of products of certain qualities specified in EN 10025-2 to EN 10025-6 shall be verified by test only at the lowest temperature unless otherwise agreed at the time of the order.

See option 3.

7.3.3 Improved deformation properties perpendicular to the surface

If agreed at the time of the order products of the grades and qualities specified EN 10025-2 to EN 10025-6 shall comply with one of the improved deformation properties perpendicular to the surface of the product as specified in EN 10164.

See option 4.

7.4 Technological properties

7.4.1 Weldability

General requirements for welding shall be as given in EN 10025-2 to EN 10025-6.

NOTE Due to their favourable chemical composition, in comparison to a normalized steel at the same yield strength level thermomechanically treated steels according to EN 10025-4:2004 exhibit enhanced weldability.

7.4.2 Formability

General requirements for formability shall be as given in EN 10025-2 to EN 10025-6.

¹) 1 MPa = 1 N/mm².

7.4.3 Suitability for hot-dip zinc-coating

Durability is dependent on the chemical composition of the steel and can be improved if required by the application of external coatings. At the time of the enquiry and order hot-dip zinc-coating requirements, if required, shall be specified in accordance with EN 10025-2 to EN 10025-4 and EN 10025-6.

See option 5.

7.4.4 Machinability

General requirements for machinability shall be as given in EN 10025-2.

7.5 Surface properties

The surface properties shall be in accordance with EN 10025-2 to EN 10025-6.

7.6 Internal soundness

The products shall be free from internal defects which would exclude them from being used for their intended purpose.

Ultrasonic testing may be agreed at the time of the order and shall comply with 10.3.

See option 6 (for flat products).

See option 7 (for H beams with parallel flanges and IPE beams).

See option 8 (for bars).

7.7 Dimensions, tolerances on dimensions and shape, mass

7.7.1 Dimensions, tolerances on dimensions and shape shall be in accordance with the requirements given in the order by reference to the relevant documents according to 2.2.

Dimensions, tolerances on dimensions and shape of profiles not covered by a document shall be in accordance with a national standard valid in the intended place of use of the product or as agreed at the time of the enquiry and order.

7.7.2 The nominal mass shall be determined from the nominal dimensions using a volumetric mass of $7\,850\text{ kg/m}^3$.

8 Inspection

8.1 General

The products shall be delivered either with specific or non-specific inspection and testing as specified in EN 10025-2 to EN 10025-6 to confirm compliance with the order and this document.

8.2 Type of inspection and inspection document

8.2.1 The manufacturer shall obtain from the purchaser which of the inspection documents specified in EN 10204 is required. In these inspection documents the information groups A, B, D and Z and the code numbers C01-C03, C10-C13, C40-C43 and C71-C92 according to EN 10168 shall be included where applicable.

In the case of specific inspection, testing shall be carried out according to the requirements of 8.3, 8.4, Clauses 9 and 10.

8.2.2 Inspection of surface condition and dimensions shall be carried out by the manufacturer and may be witnessed by the purchaser if agreed at the time of the order.

See option 9.

8.3 Frequency of testing

8.3.1 Sampling

The verification of the mechanical properties shall be as specified in EN 10025-2 to EN 10025-6.

8.3.2 Test units

The test unit shall be as specified in EN 10025-2 to EN 10025-6.

8.3.3 Verification of chemical composition

8.3.3.1 The manufacturer shall report values according to the ladle analysis for each cast.

8.3.3.2 Product analysis shall be carried out if specified at the time of the order. The purchaser shall specify the number of samples and the elements to be determined.

See option 2.

8.4 Tests to be carried out for specific inspection

The tests to be carried out for specific inspection shall be as specified in EN 10025-2 to EN 10025-6.

See option 2.

See option 3.

9 Preparation of samples and test pieces

9.1 Selection and preparation of samples for chemical analysis

The preparation of samples for product analysis shall be in accordance with EN ISO 14284.

9.2 Location and orientation of samples and test pieces for mechanical tests

9.2.1 General

Requirements for the location and orientation of samples and test pieces for mechanical tests applicable for EN 10025-2 to EN 10025-6 are given in the following.

9.2.2 Preparation of samples

9.2.2.1 The following samples shall be taken from one sample product of each test unit:

- one sample for tensile testing (see 8.4.1 of EN 10025-2:2004 to EN 10025-6:2004);

EN 10025-1:2004 (E)

- one sample sufficient for one set of six impact test pieces if the impact test is required for the quality specified in EN 10025-2 to EN 10025-6 (see 8.4.1 and 8.4.2 of EN 10025-2:2004 to EN 10025-6:2004).

9.2.2.2 The samples shall be taken as specified in EN 10025-2 to EN 10025-6.

The location of samples shall be as Annex A.

Additionally for plates, sheet, wide strip and wide flats the samples shall be taken so that the axes of the test pieces are approximately midway between the edge and center line of the products.

For wide strip and rod the sample shall be taken at an adequate distance from the end of the product.

For narrow strip (< 600 mm wide) the sample shall be taken at an adequate distance from the end of the coil and at one third of the width.

9.2.3 Preparation of test pieces

9.2.3.1 General

The requirements of EN ISO 377 shall apply.

9.2.3.2 Tensile test pieces

The requirements of EN 10002-1 as appropriate shall apply.

Test pieces may be non-proportional but in cases of dispute proportional test pieces having a gauge length $L_0 = 5,65 \sqrt{S_0}$ shall be used (see 10.2.1).

For flat products with a nominal thickness < 3 mm the test pieces shall always have a gauge length $L_0 = 80$ mm and a width of 20 mm (test piece number 2 EN 10002-1:2001, Annex B).

NOTE For bars round test pieces are commonly used but other forms are not prohibited (see EN 10002-1).

9.2.3.3 Impact test pieces

The test pieces shall be machined and prepared in accordance with EN 10045-1. In addition the following requirements apply:

- a) for nominal thicknesses > 12 mm, standard 10 mm × 10 mm test pieces shall be machined in such a way that one side is not further away than 2 mm from a rolled surface, unless otherwise specified in EN 10025-2 to EN 10025-6;
- b) for nominal thicknesses ≤ 12 mm, when test pieces with reduced widths are used, the minimum width shall be 5 mm.

9.3 Identification of samples and test pieces

Samples and test pieces shall be marked so that the original products and their location and orientation in the product is known.

10 Test methods

10.1 Chemical analysis

The chemical analysis shall be carried out using appropriate documents. The choice of a suitable physical or chemical analytical method shall be at the discretion of the manufacturer. The manufacturer shall declare the test method used if required.

NOTE The list of the available documents on chemical analysis is given in CR 10261.

10.2 Mechanical tests

10.2.1 Tensile tests

The tensile test shall be carried out in accordance with EN 10002-1.

For the specified yield strength in the table on mechanical properties of EN 10025-2:2004 to EN 10025-6:2004 the upper yield strength (R_{eH}) shall be determined.

If a yield phenomenon is not present, the 0,2 % proof strength ($R_{p0,2}$) shall be determined. In case of dispute, the 0,2 % proof strength shall be used.

If a non-proportional test piece is used for products with a thickness ≥ 3 mm the percentage elongation value obtained shall be converted to the value for a gauge length $L_0 = 5,65 \sqrt{S_0}$ using the conversion tables given in EN ISO 2566-1.

In the case of plates used for the manufacture of floorplate, the elongation values only apply to the base plate and not to the final floorplate.

10.2.2 Impact tests

The impact test shall be carried out in accordance with EN 10045-1.

The average value of the three test results shall meet the specified requirement. One individual value may be below the minimum average value specified, provided that it is not less than 70 % of that value.

Three additional test pieces shall be taken from the same sample in accordance with 9.2.2.1 and tested in any one of the following cases:

- if the average of three impact values is lower than the minimum average value specified;
- if the average value meets the specified requirement, but two individual values are lower than the minimum average value specified;
- if any one value is lower than 70 % of the minimum average value specified.

The average value of the six tests shall be not less than the minimum average value specified. Not more than two of the individual values may be lower than the minimum average value specified and not more than one may be lower than 70 % of this value.

10.3 Ultrasonic testing

If specified at the time of the order (see 7.6), ultrasonic testing shall be carried out:

- for flat products in thicknesses ≥ 6 mm in accordance with EN 10160;

EN 10025-1:2004 (E)

- for H beams with parallel flanges and IPE beams in accordance with EN 10306;
- for bars in accordance with EN 10308.

10.4 Retests

EN 10021 shall apply in respect of all retests and resubmission for testing.

In the case of strip and rod, retests on a rejected coil shall be carried out after the cutting of an additional longitudinal section of sufficient length to remove the coil end effect with a maximum of 20 m.

11 Marking, labelling, packaging

11.1 The products shall be legibly marked using methods such as painting, stamping, laser marking, bar coding, durable adhesive labels or attached tags with the following:

- the grade, the quality and if applicable the delivery condition (see EN 10025-2 and EN 10025-5) indicated by its abridged designation. The type of marking can be specified at the time of the order;

See option 10.

- a number by which the cast and if applicable the sample can be identified (if inspection is by cast);
- the manufacturer's name or trademark;
- the mark of the external inspection representative (where applicable).

NOTE This depends on the type of inspection document (see 8.2).

11.2 Marking shall be at a position close to one end of each product or on the end cut face at the manufacturer's discretion, but shall be so positioned as to avoid confusion with regulatory marking. Where regulatory marking also meets the requirements for this clause, this Clause will be deemed to have been satisfied without repetition of the information provided with the regulatory marking.

11.3 It is permissible to supply products in securely tied bundles. In this case the marking shall be on a label attached to the bundle or on the top product of the bundle.

12 Complaints

With regard to any claims and action arising, EN 10021 shall apply.

13 Options (see 5.2)

For products according to EN 10025-2:2004 to EN 10025-6:2004 the following options apply, if required:

- 1) The steel making process of the relevant quality shall be reported to the purchaser (see 6.1).
- 2) Product analysis shall be carried out; the number of samples and the elements to be determined shall be as agreed (see 7.2.2, 8.3.3 and 8.4.2 of EN 10025-2:2004 to EN 10025-6:2004).
- 3) The impact properties of a quality shall be verified at an agreed temperature (see 7.3.2.2 and 8.4.2 of EN 10025-2:2004 to EN 10025-6:2004).

- 4) Products of the relevant quality shall comply with one of the improved properties perpendicular to the surface of the product as specified in EN 10164 (see 7.3.3).
- 5) The product shall be suitable for hot-dip zinc-coating (see 7.4.3).
- 6) For flat products in thickness ≥ 6 mm the freedom from internal defects shall be verified in accordance with EN 10160 (see 7.6 and 10.3).
- 7) For H beams with parallel flanges and IPE beams the freedom from internal defects shall be verified in accordance with EN 10306 (see 7.6 and 10.3).
- 8) For bars the freedom from internal defects shall be verified in accordance with EN 10308 (see 7.6 and 10.3).
- 9) Inspection of surface condition and dimensions shall be witnessed by the purchaser at the manufacturer's works (see 8.2.2).
- 10) The type of marking required (see 11.1).

14 Evaluation of conformity

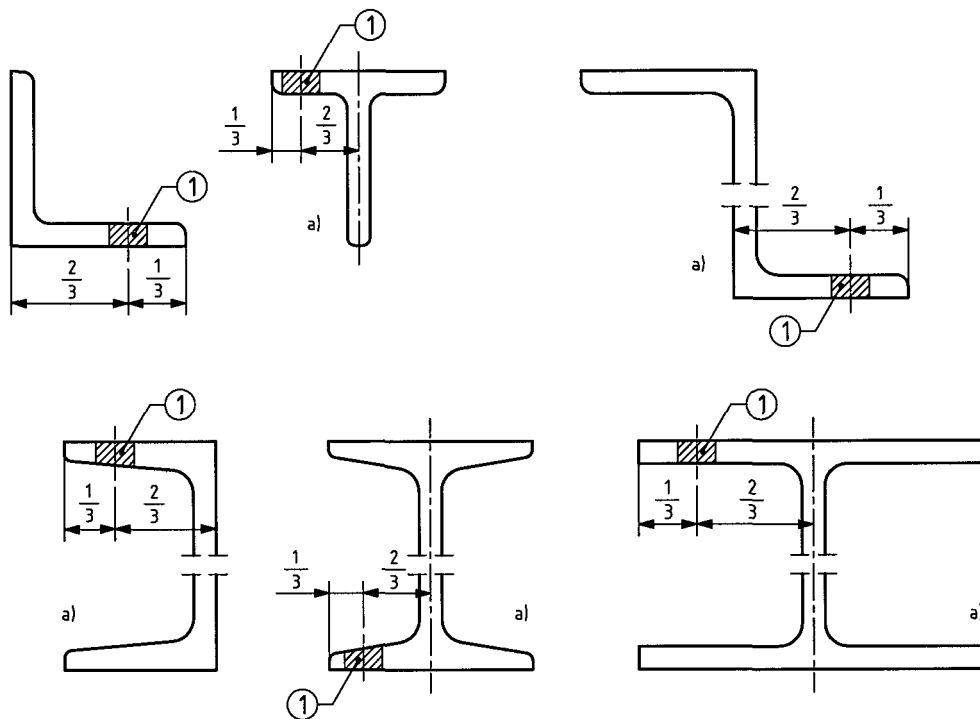
Where evaluation of conformity is required for regulatory purposes Annex B shall apply.

Annex A
(normative)

Location of samples and test pieces

The following three categories of products are covered:

- beams, channels, angles, T sections and Z sections (Figure A.1);
- bars and rod (Figure A.2);
- flat products (Figure A.3).



1) location of samples^{b)}

- a) By agreement, the sample may be taken from the web, at a quarter of the total height.
- b) Test pieces shall be taken from the sample as indicated in Figure A.3.
For sections with inclined flanges, machining of the inclined surface shall be permitted in order to make it parallel to the other surface.

Figure A.1 — Beams, channels, angles, T sections and Z sections

Dimensions in millimetres

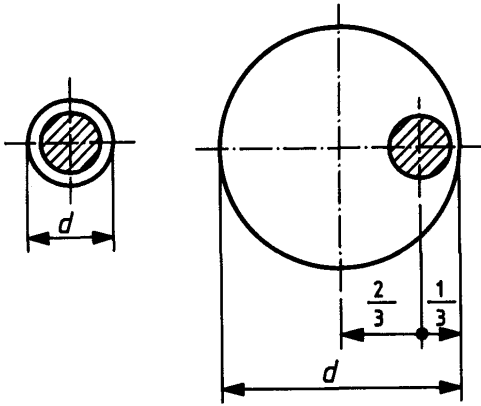
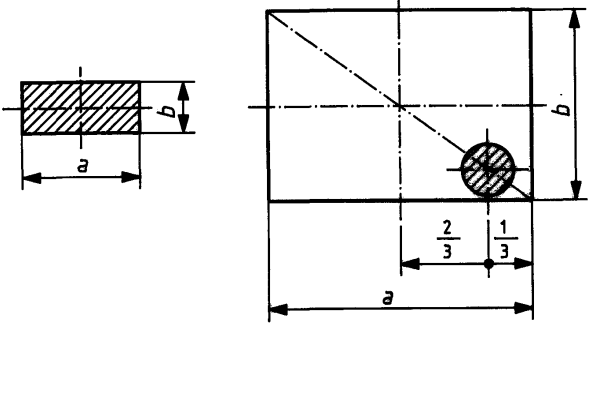
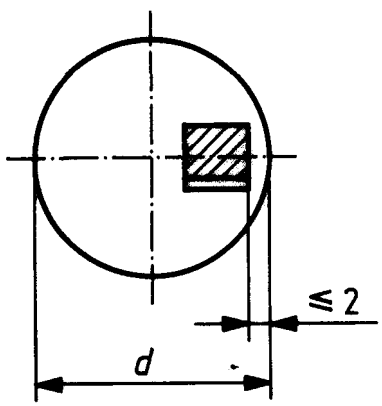
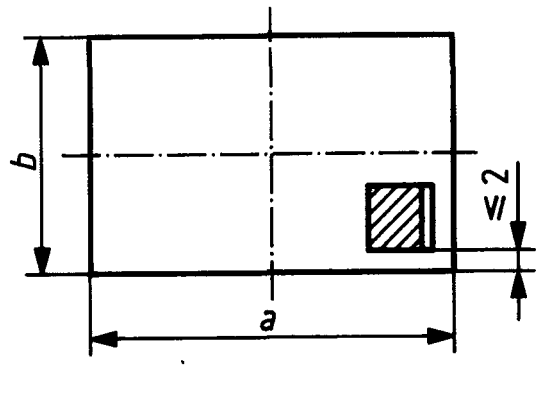
Type of test	Products with round cross-section	Products with rectangular cross-section
Tensile ^a	<p>$d \leq 25^a$ $d > 25^b$</p> 	<p>$b \leq 25^a$ $b > 25^b$</p> 
Impact ^c	<p>$d \geq 16$</p> 	<p>$b \geq 12$</p> 
<p>^a For products with small dimensions (d or $b \leq 25$ mm) the test piece, if practical, shall consist of an unmachined full section of the product.</p> <p>^b For products of diameter or thickness ≤ 40 mm the manufacturer may either apply:</p> <ul style="list-style-type: none"> - the rules specified for products of diameter or thickness ≤ 25 mm, or - take the test piece at a location nearer the center than indicated in the figure. <p>^c For products of round cross-section, the axis of the notch is approximately a diameter; for products with rectangular cross-section, the axis of the notch is perpendicular to the greatest rolled surface.</p>		

Figure A.2 — Bars and rod

Type of test	Thickness of product	Orientation of the test pieces for product widths of		Distance of the test piece from the rolled surface
		< 600	≥ 600	
Tensile ^a	≤ 30	longitudinal	transverse	<p>1) rolled surface</p>
	> 30			<p>or</p> <p>1) rolled surface</p>
Impact ^{b, d}	> 12 ^c	longitudinal	longitudinal	

^a In case of doubt or dispute, for products of thickness greater than or equal to 3 mm use proportional test pieces of gauge length $L_0 = 5,65 \sqrt{S_0}$.
 For normal testing, for reasons of economy, test pieces of a constant measuring length may be used provided the result obtained for elongation after fracture is converted by a recognized formula (see EN ISO 2566-1).
 For products of thickness greater than 30 mm a round test piece may be used with the longitudinal axis at $\frac{1}{4}$ thickness.

^b The axis of the notch shall be perpendicular to the surface of the product.

^c For product thicknesses ≤ 12 mm see 7.3.2.1.

^d For products ordered according to EN 10025-3, EN 10025-4 and EN 10025-6 and for thickness ≥ 40 mm impact test pieces shall be taken from $\frac{1}{4} t$ position.

Figure A.3 — Flat products

Annex B (normative)

Evaluation of conformity

B.1 General

The compliance of a steel product with the requirements of this document and with the stated values (including classes) shall be demonstrated by:

- initial type testing.
- factory production control by the manufacturer, including product assessment.

NOTE The assignment of tasks is given in Table ZA.3.

B.2 Initial type testing by the manufacturer

B.2.1 General

The initial type testing program comprises:

- intensive routine testing in accordance with B.2.2;
- supplementary testing in accordance with B.2.3.

An initial type testing program shall be carried out in accordance with B.2.2 and B.2.3 under the sole responsibility of the manufacturer of the products before they are first placed on the market. Such a program shall be carried out in each case for the steel grades with the highest requirements for tensile and impact properties which a manufacturer places on the market in accordance with EN 10025-2 to EN 10025-6.

For all products the intensive routine testing as specified in B.2.2 is required. The supplementary testing as specified in B.2.3 is additionally required for steel products delivered:

- a) in the thermomechanically rolled condition with a specified minimum yield strength $\geq 460 \text{ MPa}^1$) for the smallest thickness range;
- b) in the quenched and tempered condition with a specified minimum yield strength $\geq 460 \text{ MPa}^1$) for the smallest thickness range;
- c) in the normalized condition with a specified minimum yield strength $\geq 420 \text{ MPa}^1$) for the smallest thickness range.

Initial type testing shall be performed on first application of this document. Tests previously performed in accordance with the provisions of this document (same product, same characteristic(s), test method, sampling procedure, system of attestation of conformity, etc.) may be taken into account. In addition, initial type testing shall be performed at the beginning of a new method of production (where this may affect the stated properties).

¹⁾ $1 \text{ MPa} = 1 \text{ N/mm}^2$.

The assessment of the following characteristics is required:

- tolerances on dimensions and shape;
- elongation;
- tensile strength;
- yield strength;
- impact strength;
- weldability [chemical composition];
- durability [chemical composition].

B.2.2 Intensive routine testing

Intensive routine testing shall be specific inspection and testing in accordance with 8.4 of EN 10025-1:2004 carried out on the first five casts produced.

However, for tensile and impact testing, at least 6 products from each of the five casts shall be tested and where this is not possible test pieces shall be taken from opposite ends of the products being tested.

B.2.3 Supplementary testing

B.2.3.1 General

A supplementary testing of the product shall be carried out on the thickest range and highest grade and quality being placed on the market by the manufacturer as specified in 4.1.2 of EN 10025-1:2004 and taken from any one of the 5 casts used in the intensive routine testing (see B.2.2).

B.2.3.2 Chemical composition

A chemical content analysis shall be carried out on the product in accordance with 10.1 of EN 10025-1:2004.

The content of the following elements shall be determined and recorded: carbon, silicon, manganese, phosphorus, sulphur, copper, chromium, molybdenum, nickel, aluminium, niobium, titanium, vanadium, nitrogen and any other element intentionally added.

B.2.3.3 Tensile tests

Tensile tests shall be carried out in accordance with 10.2.1 of EN 10025-1:2004; the test method for which is the normative reference to EN 10002-1.

B.2.3.4 Impact tests

Impact tests shall be carried out in accordance with 10.2.2 of EN 10025-1:2004; the test method for which is the normative reference to EN 10045-1.

The results shall be recorded and presented in the form of transition curves showing the impact energy in Joules of one set of 3 test pieces at test temperatures of + 20 °C, 0 °C, - 20 °C, - 40 °C and at two additional test temperatures to show the ductile to brittle transition behaviour.

Where longitudinal and transverse impact tests are specified in EN 10025-2 to EN 10025-6, two transition curves shall be established, one for each orientation.

Where impact energy values are specified at more than one test temperatures, the transition curve(s) shall include all the temperatures specified in EN 10025-2 to EN 10025-6.

Individual values shall be plotted on a graph. Individual and average values shall be recorded. Impact energy values measured at test temperatures other than those specified in EN 10025-2 to EN 10025-6 shall be for information only.

Requirements on brittle fracture will be given in EN 1993.

B.2.3.5 Weldability

Where appropriate and as an indication of weldability the carbon equivalent value (CEV) shall be calculated in accordance with 7.2.3 of EN 10025-1:2004 and recorded.

The controlled thermal severity (CTS) tests, the Tekken tests or implant tests shall be carried out in accordance with EN ISO 17642 Parts 1 to 3 in order to determine the susceptibility of the steel product to hydrogen cracking in the heat affected zone of the weld. The results of the test shall be a crack/no crack criterion.

B.2.4 Documentation

The results of the initial type testing program shall be recorded and such records shall be maintained and be made available for inspection for a period of at least 10 years after the date when the last product to which the test program refers to was delivered.

B.3 Testing of samples taken at the factory by the manufacturer

The testing of samples taken at the factory by the manufacturer in accordance with a prescribed plan as specified in EN 10025-1:2004 and in accordance with the requirements of Clauses 8, 9 and 10 of EN 10025-1:2004 shall be the means of evaluation of conformity of the steel product delivered in accordance with EN 10025-2 to EN 10025-6. The reporting of such testing as carried out by the manufacturer shall be in an inspection document in accordance with EN 10204 and of a type of document as set out in Table B.1.

Table B.1 — Type of inspection document

Requirement	Inspection document
Specified minimum yield strength for the thinnest thickness range ≤ 355 MPa ^a and a specified impact energy tested at a temperature of 0 °C or 20 °C	2.2
Specified minimum yield strength for the thinnest thickness range ≤ 355 MPa ^a and a specified impact energy tested at a temperature less than 0 °C	3.1 ^b or 3.2 ^c
Specified minimum yield strength for the thinnest thickness range > 355 MPa ^a	3.1 ^b or 3.2 ^c
^a 1 MPa = 1 N/mm ² . ^b Inspection document type 3.1 replaces in EN 10204:2004 type 3.1.B of EN 10204:1991. ^c Inspection document type 3.2 replaces in EN 10204:2004 type 3.1.C of EN 10204:1991.	

B.4 Factory production control (FPC)

B.4.1 General

The manufacturer shall establish, document and maintain an FPC system to ensure that the products placed on the market conform with the stated performance characteristics. The FPC system shall consist of procedures, regular inspections and tests and/or assessments and the use of the results to control raw and other incoming materials or components, equipment, the production process and the product.

An FPC system conforming with the requirements of EN ISO 9001, and made specific to the requirements of this document, shall be considered to satisfy the above requirements.

The results of inspections, tests or assessments requiring action shall be recorded, as shall any action taken. The action to be taken when control values or criteria are not met shall be recorded and retained for the period specified in the manufacturer's FPC procedures.

B.4.2 Equipment

Testing - All weighing, measuring and testing equipment shall be calibrated and regularly inspected according to documented procedures, frequencies and criteria.

Manufacturing - All equipment used in the manufacturing process shall be regularly inspected and maintained to ensure use, wear or failure does not cause inconsistency in the manufacturing process. Inspections and maintenance shall be carried out and recorded in accordance with the manufacturer's written procedures and the records retained for the period defined in the manufacturer's FPC procedures.

B.4.3 Raw materials

The specifications of all incoming raw materials shall be documented, as shall the inspection scheme for ensuring their conformity.

B.4.4 Product testing and evaluation

The manufacturer shall establish procedures to ensure that the stated values of all of the characteristics are maintained. The characteristics, and the means of control, are:

- a) tensile test in accordance with EN 10002-1;
- b) impact test in accordance with EN 10045-1;
- c) chemical analysis in accordance with the standards listed in CR 10261.

B.4.5 Non-conforming products

The manufacturer shall have written procedures which specify how non-conforming products shall be dealt with. Any such events shall be recorded as they occur and these records shall be kept for the period defined in the manufacturer's written procedures.

Annex C (informative)

List of national standards which correspond with EURONORMS referenced

Until the following EURONORMS are transformed into European Standards, they may be either implemented or reference made to the corresponding national standards as listed in Table C.1.

NOTE Standards listed in Table C.1 are not supposed to be strictly similar although they deal with the same subjects.

Table C.1 — EURONORMS with corresponding national standards

EURONORM	Corresponding national standard in									
	Germany	France	United Kingdom	Spain	Italy	Belgium	Portugal	Sweden	Austria	Norway
19 ^a	DIN 1025 T5	NF A 45 205	BS 4	UNE 36-526	UNI 5398	NBN 533	NP-2116	SS 21 27 40	M 3262	-
53 ^a	DIN 1025 T2 DIN 1025 T3 DIN 1025 T4	NF A 45 201	BS 4	UNE 36-527 UNE 36-528 UNE 36-529	UNI 5397	NBN 633	NP-2117	SS 21 27 50 SS 21 27 51 SS 21 27 52	-	NS 1907 NS 1908
54 ^a	DIN 1026-1	NF A 45 007	BS 4	UNE 36-525	UNI-EU 54	NBN A 24-204	NP-338	-	M 3260	-
ECSC IC 2	SEW 088	NF A 36 000	BS 5135	-	-	-	-	SS 06 40 25	-	-
^a This EURONORM is formally withdrawn, but there are no corresponding EN's.										

Annex ZA (informative)

Clauses of this European Standard addressing the provisions of the EU Construction Products Directive

ZA.1 Scope and relevant characteristics

This European Standard has been prepared under mandate M/120 “Structural Metallic products and ancillaries” given to CEN by the European Commission and the European Free Trade Association.

The clauses of this European Standard, shown in this annex, meet requirements of the mandate given under the EU Construction Products Directive (89/106/EEC).

Compliance with these clauses confers a presumption of fitness of the construction products covered by this annex for their intended uses indicated herein; reference shall be made to the information accompanying the CE marking.

WARNING Other requirements and other EU Directives may be applicable to the product(s) falling within the scope of this standard.

NOTE 1 In addition to any specific clauses relating to dangerous substances contained in this standard, there may be other requirements applicable to the products falling within its scope (e.g. transposed European legislation and national laws, regulations and administrative provisions). In order to meet the provisions of the EU Construction Products Directive, these requirements need also to be complied with, when and where they apply.

NOTE 2 *An informative database of European and national provisions on dangerous substances is available at the Construction web site on EUROPA (accessed through*

<http://europa.eu.int/comm/enterprise/construction/internal/dangsub/dangmain.htm>).

This annex has the same scope as Clause 1 of this European Standard with regard to the products covered. It establishes the conditions for the CE marking of hot rolled structural steel products intended for the use indicated below and shows the relevant clauses applicable (see Table ZA.1).

Construction Product: Hot rolled structural steel products.

Intended uses: Metal structures or in composite metal and concrete structures.

The requirement on a certain characteristic is not applicable in those Member States where there are no regulatory requirements on that characteristic for the intended end use of the product. In this case, manufacturers placing their products on the market of these Member States are not obliged to determine nor declare the performance of their products with regard to this characteristic and the option “No performance determined” (NPD) in the information accompanying the CE marking (see ZA.3) may be used. The NPD option may not be used, however, where the characteristic is subject to a threshold level.

Table ZA.1 — Relevant clauses

Essential characteristics	Requirement clauses ^a in this (or another) European Standard	Levels and/or classes	Notes
Tolerances on dimensions and shape	7.7.1		pass/fail
Elongation	7.3.1		threshold values
Tensile strength	7.3.1		threshold values
Yield strength	7.3.1		threshold values
Impact strength	7.3.1 + 7.3.2		threshold values
Weldability (Chemical composition)	7.2 + 7.4.1		threshold values
Durability (Chemical composition)	7.2 + 7.4.3		threshold values
^a In EN 10025-2 to EN 10025-6 the clause numbers are the same.			

ZA.2 Procedure(s) for the attestation of conformity of hot rolled structural steel products

ZA.2.1 Systems of attestation of conformity

The system(s) of attestation of conformity of hot rolled structural steel products indicated in Table ZA.1 in accordance with the Decision of the Commission 98/214/EC of 1998-03-18 as given in Annex III of the mandate for Structural metallic products and ancillaries, is shown in Table ZA.2 for the indicated intended use(s) and relevant level(s) or class(es).

Table ZA.2 — Attestation of conformity systems

Product(s)	Intended use(s)	Level(s) or class(es)	Attestation of conformity system(s)
STRUCTURAL METALLIC SECTIONS/PROFILES: hot rolled sections/profiles with various shapes (T, L, H, U, Z, I, channels, angle), flat products (plate, sheet, strip), bars.	to be used in metal structures or in composite metal and concrete structures		2+
System 2+: See Directive 89/106/EEC (CPD) Annex III.2.(ii), First possibility, including certification of the factory production control by an approved body on the basis of its initial inspection of factory and of factory production control as well as of continuous surveillance, assessment and approval of factory production control.			

The attestation of conformity of hot rolled structural steel products in Table ZA.1 shall be based on the evaluation of conformity procedures indicated in Table ZA.3 resulting from application of the clauses of Annex B of this or other European Standard.

Table ZA.3 — Assignment of evaluation of conformity tasks for hot rolled structural steel products under system 2+

Tasks		Content of the task	Evaluation of conformity clauses to apply
Tasks under the responsibility of the manufacturer	Factory production control (FPC)	Parameters related to all relevant characteristics of Table ZA.1	See Annex B
	Initial type testing by the manufacturer	Tolerances on dimension and shape; elongation; tensile strength; yield strength; impact strength; weldability (possibly)	See Annex B
	Testing of samples taken at the factory	All relevant characteristics of Table ZA.1	See Annex B
Tasks under the responsibility of the FPC certification body	Certification of FPC on the basis of	Initial inspection of factory and of FPC	Parameters related to all relevant characteristics of Table ZA.1, in particular: Tolerances on dimension and shape; elongation; tensile strength; yield strength; impact strength; weldability; durability.
		Continuous surveillance, assessment and approval of FPC	Parameters related to all relevant characteristics of Table ZA.1, in particular: Tolerances on dimension and shape; elongation; tensile strength; yield strength; impact strength; weldability; durability.

ZA.2.2 EC certificate and declaration of conformity

When compliance with the conditions of this annex is achieved, and once the notified body has drawn up the certificate mentioned below, the manufacturer or his agent established in the European Economic Area (EEA) shall prepare and retain a declaration of conformity, which entitles the manufacturer to affix the CE marking. This declaration shall include:

- name and address of the manufacturer, or his authorised representative established in the EEA, and the place of production;
- description of the product (type, identification, use ...), and a copy of the information accompanying the CE marking;
- provisions to which the product conforms (e.g. Annex ZA of this European Standard);
- particular conditions applicable to the use of the product (e.g. provisions for use under certain conditions);
- number of the accompanying factory production control certificate;
- name of, and position held by, the person empowered to sign the declaration on behalf of the manufacturer or his authorized representative.

The declaration shall be accompanied by a factory production control certificate, drawn up by the notified body, which shall contain in addition to the information above, the following:

- name and address of the notified body;
- number of the factory production control certificate;
- conditions and period of validity of the certificate, where applicable;
- name of, and position held by, the person empowered to sign the certificate.

The above mentioned declaration and certificate shall be presented in the official language or languages of the Member State in which the product is to be used.


ZA.3 CE marking and labelling

The manufacturer or his authorised representative established within the EEA is responsible for the affixing of the CE marking. The CE marking symbol to affix shall be in accordance with Directive 93/68/EC and shall be shown on the [construction product] (or when not possible it may be on the accompanying label, the packaging or on the accompanying commercial documents (inspection document) (see Table B.1). The following information shall accompany the CE marking symbol:

- identification number of the certification body;
- name or identifying mark and registered address of the producer;
- last two digits of the year in which the marking is affixed;
- number of the EC certificate of conformity or factory production control certificate (if relevant);
- reference to this European Standard;
- description of the product: generic name, material, dimensions, ... and intended use;
- information on those relevant essential characteristics listed in Table ZA.1.1 to ZA.1.n which are to be declared presented as:
 - product designation in accordance with the relevant dimensional tolerance standard according to EN 10025-1:2004, Clause 2;
 - product designation (see 4.2 of the EN 10025-2:2004 to EN 10025-6:2004).

The “No performance determined” (NPD) option may not be used where the characteristic is subject to a threshold level. Otherwise, the NPD option may be used when and where the characteristic, for a given intended use, is not subject to regulatory requirements in the Member State of destination.

Figure ZA.1 gives an example of the information to be given on the product, label, packaging and/or commercial documents.

 <p style="margin-top: 10px;">01234</p>															
<p>Any Co Ltd, PO Box 21, B-1050</p> <p style="margin-top: 10px;">03</p> <p style="margin-top: 10px;">01234-CPD-00234</p>															
<p>EN 10025-1</p> <p>Hot rolled structural steel products.</p> <p>Intended uses: Building constructions or civil engineering.</p> <p>Tolerances on dimensions and shape: Plate EN 10029 Class A</p> <table style="width: 100%; border-collapse: collapse;"> <tr> <td style="width: 20%;">Elongation</td> <td style="border-left: 1px solid black; width: 10px;"></td> <td></td> </tr> <tr> <td>Tensile strength</td> <td style="border-left: 1px solid black;"></td> <td></td> </tr> <tr> <td>Yield strength</td> <td style="border-left: 1px solid black;"></td> <td>: Steel S355J0 – EN 10025-2</td> </tr> <tr> <td>Impact strength</td> <td style="border-left: 1px solid black;"></td> <td></td> </tr> <tr> <td>Weldability</td> <td style="border-left: 1px solid black;"></td> <td></td> </tr> </table> <p>Durability: No performance determined</p> <p>Regulated substance: No performance determined</p>	Elongation			Tensile strength			Yield strength		: Steel S355J0 – EN 10025-2	Impact strength			Weldability		
Elongation															
Tensile strength															
Yield strength		: Steel S355J0 – EN 10025-2													
Impact strength															
Weldability															

CE conformity marking, consisting of the "CE"-symbol given in Directive 93/68/EEC.

Identification number of the certification body (where relevant)

Name or identifying mark and registered address of the producer

Last two digits of the year in which the marking was affixed

Certificate number (where relevant)

No. of European Standard

Description of product

and

information on regulated characteristics

Figure ZA.1 — Example CE marking information

In addition to any specific information relating to dangerous substances shown above, the product should also be accompanied, when and where required and in the appropriate form, by documentation listing any other legislation on dangerous substances for which compliance is claimed, together with any information required by that legislation.

NOTE European legislation without national derogations need not be mentioned.

Bibliography

- [1] EN 1011-2, *Welding – Recommendations for welding of metallic materials - Part 2: Arc welding of ferritic steels.*
- [2] EN 1993, *Eurocode 3: Design of steel structures.*
- [3] EN 10163-1, *Delivery requirements for surface condition of hot rolled steel plates, wide flats and sections - Part 1: General requirements.*
- [4] EN 10163-2, *Delivery requirements for surface condition of hot rolled steel plates, wide flats and sections - Part 2: Plates and wide flats.*
- [5] EN 10163-3, *Delivery requirements for surface condition of hot rolled steel plates, wide flats and sections - Part 3: Sections.*
- [6] EN 10149-1, *Hot-rolled flat products made of high yield strength steels for cold forming - Part 1: General delivery conditions.*
- [7] EN 10149-2, *Hot-rolled flat products made of high yield strength steels for cold forming - Part 2: Delivery conditions for thermomechanically rolled steels.*
- [8] EN 10149-3, *Hot-rolled flat products made of high yield strength steels for cold forming - Part 3: Delivery conditions for normalized or normalized rolled steels.*
- [9] EN 10210-1, *Hot finished structural hollow sections of non-alloy and fine grain structural steels - Part 1: Technical delivery requirements.*
- [10] EN 10219-1, *Cold formed welded structural hollow sections of non-alloy and fine grain structural steels - Part 1: Technical delivery requirements.*
- [11] EN 10221, *Surface quality classes for hot-rolled bars and rods - Technical delivery conditions.*
- [12] EN 10225, *Weldable structural steels for fixed offshore structures - Technical delivery conditions.*
- [13] EN 10248-1, *Hot rolled sheet piling of non alloy steels - Part 1: Technical delivery conditions.*
- [14] EN 10249-1, *Cold formed sheet piling of non alloy steels - Part 1: Technical delivery conditions.*
- [15] EN 10250-2, *Open die steel forgings for general engineering purposes – Part 2: Non-alloy quality and special steels.*
- [16] EN 10268, *Cold rolled flat products made of high yield strength micro-alloyed steels for cold forming – General delivery conditions.*
- [17] EN 10277-2, *Bright steel products - Technical delivery conditions - Part 2: Steels for general engineering purposes.*
- [18] prEN 10293, *Steel castings for general engineering uses.*
- [19] EN 10297-1, *Seamless circular steel tubes for mechanical and general engineering purposes - Technical delivery conditions – Part 1: Non-alloy and alloy steel tubes.*

[20] ECSC IC 2 (1983)²⁾, Weldable fine-grained structural steels - Recommendations for processing, in particular for welding.

²⁾ Until ECSC IC 2 is transformed into a CEN Technical Report, it can either be implemented or reference made to the corresponding national standards, the list of which is given in annex C to this European Standard.

BSI — British Standards Institution

BSI is the independent national body responsible for preparing British Standards. It presents the UK view on standards in Europe and at the international level. It is incorporated by Royal Charter.

Revisions

British Standards are updated by amendment or revision. Users of British Standards should make sure that they possess the latest amendments or editions.

It is the constant aim of BSI to improve the quality of our products and services. We would be grateful if anyone finding an inaccuracy or ambiguity while using this British Standard would inform the Secretary of the technical committee responsible, the identity of which can be found on the inside front cover. Tel: +44 (0)20 8996 9000. Fax: +44 (0)20 8996 7400.

BSI offers members an individual updating service called PLUS which ensures that subscribers automatically receive the latest editions of standards.

Buying standards

Orders for all BSI, international and foreign standards publications should be addressed to Customer Services. Tel: +44 (0)20 8996 9001. Fax: +44 (0)20 8996 7001. Email: orders@bsi-global.com. Standards are also available from the BSI website at <http://www.bsi-global.com>.

In response to orders for international standards, it is BSI policy to supply the BSI implementation of those that have been published as British Standards, unless otherwise requested.

Information on standards

BSI provides a wide range of information on national, European and international standards through its Library and its Technical Help to Exporters Service. Various BSI electronic information services are also available which give details on all its products and services. Contact the Information Centre. Tel: +44 (0)20 8996 7111. Fax: +44 (0)20 8996 7048. Email: info@bsi-global.com.

Subscribing members of BSI are kept up to date with standards developments and receive substantial discounts on the purchase price of standards. For details of these and other benefits contact Membership Administration. Tel: +44 (0)20 8996 7002. Fax: +44 (0)20 8996 7001. Email: membership@bsi-global.com.

Information regarding online access to British Standards via British Standards Online can be found at <http://www.bsi-global.com/bsonline>.

Further information about BSI is available on the BSI website at <http://www.bsi-global.com>.

Copyright

Copyright subsists in all BSI publications. BSI also holds the copyright, in the UK, of the publications of the international standardization bodies. Except as permitted under the Copyright, Designs and Patents Act 1988 no extract may be reproduced, stored in a retrieval system or transmitted in any form or by any means – electronic, photocopying, recording or otherwise – without prior written permission from BSI.

This does not preclude the free use, in the course of implementing the standard, of necessary details such as symbols, and size, type or grade designations. If these details are to be used for any other purpose than implementation then the prior written permission of BSI must be obtained.

Details and advice can be obtained from the Copyright & Licensing Manager. Tel: +44 (0)20 8996 7070. Fax: +44 (0)20 8996 7553. Email: copyright@bsi-global.com.

BSI
389 Chiswick High Road
London
W4 4AL